




Prematrol Liquid Level Switches Switch Mechanisms

Mercury Switches Type Q..


Type Q1 / Q12, 1x SPDT Mercury Switch



SPDT
Action

(Hermetically Sealed)


Type Q2 / Q22, 2x SPDT Mercury Switch



DPDT
Action

Micro Switches Type SM..

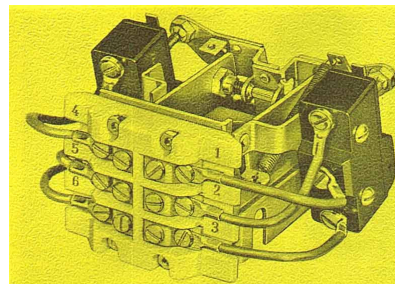
Type SM1 / SM12, 1x SPDT Micro-Switch



SPDT
Action

(Dry-Contact Type)

Type SM2 / SM22, 2x SPDT Micro-Switch



DPDT
Action

new Type	Contacts	Temp.**	Switch Rating		old Type
			AC	DC*	
Q12	1x SPDT	250°C	220V-6A 500V-3A	110V-4A 220V-2.75A	Q1
Q12S	Mercury Switch				Q1S
Q22	2x SPDT				Q2
Q22S	Mercury Switch				Q2S


S= Antivibration

SM12	1x SPDT Micro-Switch	120°C	400V-20(3)A	220V-0.60A	SM1
SM12H		200°C			SM1H
SM12G		120°C	250V-10(3)A		SM1G
SM12S		120°C	5(3)A 115VAC / 28 VDC		SM1S
SM22	2x SPDT Micro-Switch	120°C	400V-20(3)A	220V-0.60A	SM2
SM22H		200°C			SM2H
SM22G		120°C	250V-10(3)A		SM2G
SM22S		120°C	5(3)A 115VAC / 28 VDC		SM2S


H= High Temperature ** max service temp., CEE24 * non inductive load

G= Gold Platted Contacts

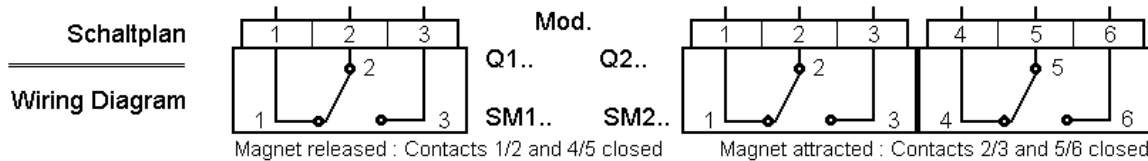
S= Hermetically Sealed Micro-Switch



also Type P03F
with pneumatic switch



and
Type Q1..NJ
with Proximity Sensor



new Type / old type: both types are strictly identical, excepted the drilling hole for the enclosing tubing.
(old Type for Enclosing Tube 19 mm, new Type for Enclosing Tube 20 mm o.D.)

Jan.1993 : Enclosing Tube 20mm supersedes the 19 mm one.